

# KODAK VISION3 250D Color Negative Film 5207 / 7207

Kodak

## TECHNICAL DATA / COLOR NEGATIVE FILM

October 2011 • H-1-5207t

KODAK VISION3 250D Color Negative Film 5207/7207 is a medium-speed, incorporates the attributes of the VISION3 technology into a medium-speed, daylight-balanced emulsion.

VISION3 250D Film has outstanding skin tones and color reproduction, while adding technical innovations that improve product performance and increase product versatility. The proprietary, advanced Dye Layering Technology (DLT) provides noticeably reduced grain in shadows, allowing you to pull out an amazing amount of shadow detail. The proprietary Sub-Micron Technology enables 2 stops of extended highlight latitude, so you can follow the action into bright light-in a single shot-without worrying about blown-out details.

VISION3 250D Film is designed to extend the capabilities of the DI (digital intermediate) process. The improved grain provides better to signal to noise capabilities allowing the colorist to provide greater detail in shadows, while the extended highlight latitude enables improved digital "dodging and burning" to provide more details in highlights.

### BASE

KODAK VISION3 250D Color Negative Films 5207 and 7207 have an acetate safety base with rem-jet backing.

### STORAGE

Store unexposed film at 13° C (55° F) or lower. For extended storage, store at -18° C (0° F) or lower. Process exposed film promptly. Store processed film according to these recommendations:

	Short Term (less than 6 months)	Long Term (more than 6 months)
Unexposed film in original, sealed package	13° C (55° F) RH below 60%	-18 to -23° C (0 to -10° F) RH below 50%
Exposed film, unprocessed	-18 to -23° C (0 to -10° F) RH below 20%	Not recommended. Process film promptly.
Process film	21° C (70° F) RH 20 to 50%	2° C (36° F) RH 20 to 30%

This relates to optimized film handling rather than preservation; static, dust-attraction and curl-related problems are generally minimized at the higher relative humidity. After usage, the film should be returned to the appropriate medium- or long-term storage conditions as soon as possible.

### Warm-up Times

To prevent film telescoping, moisture condensation, and spotting, allow your film to warm to room temperature before use:

Film Package	Typical Warm-up Time (Hours)	
	14° C (25° F) Rise	55° C (100° F) Rise
Super 8	1	1 1/2
16 mm	1	1 1/2
35 mm	3	5

For more information about film storage and handling, see ANSI/PIMA ISO-18911, SMPTE RP131-2002, and KODAK Publicatio No. H-845, *The Essential Reference Guide for Filmmakers*, available online at [www.kodak.com/go/referenceguide](http://www.kodak.com/go/referenceguide).

### DARKROOM RECOMMENDATIONS

Do not use a safelight. Handle unprocessed film in total darkness.

### EXPOSURE

#### Exposure Indexes

Daylight (5500K): 250

Tungsten (3200K): 64 (with 80A filter)

Use these indexes with incident- or reflected-light exposure meters and cameras marked for ISO or ASA speeds or exposure indexes. These indexes apply for meter readings of average subjects made from the camera position or for readings made from a gray card of 18-percent reflectance held close to and in front of the subject. For unusually light- or dark-colored subjects, decrease or increase the exposure indicated by the meter accordingly.

## Color Balance

These films are balanced for exposure with daylight illumination (5500K). For other light sources, use the correction filters in the table below.

Light Source	KODAK Filters on Camera *	Exposure Index
Daylight (5500 K)	None	250
Metal Halide	None	250
H.M.I.	None	250
KINO FLO 55	None	250
Tungsten (3000 K)	WRATTEN 2 Optical Filter / 80A	64
Tungsten (3200 K)	WRATTEN 2 Optical Filter / 80A	64
KINO FLO 29 KINO FLO 32	WRATTEN 2 Optical Filter / 80A	64
Fluorescent, Warm White †	Color Compensating CC20M + CC05R	125
Fluorescent, Cool White †	Color Compensating CC40B	100

\* These are approximate corrections only. Make final corrections during printing.

† These are starting-point recommendations for trial exposures. If the kind of lamp is unknown, a KODAK Color Compensating Filter CC20M + CC10B can be used with an exposure index (EI) of 125.

**Note:** Consult the manufacturer of high-intensity ultraviolet lamps for safety information on ultraviolet radiation and ozone generation.

## Exposure Table—Daylight

At 24 frames per second (fps), 180-degree shutter opening, use this table for average subjects that contain a combination of light, medium, and dark colors:

Lens Aperture	f/1.4	f/2	f/2.8	f/4	f/5.6	f/8	f/11	f/16
Footcandles Required	10	20	40	80	160	320	640	1250

## Reciprocity Characteristics

You do not need to make any filter corrections or exposure adjustments for exposure times from 1/1000 of a second to 1 second.

## PROCESSING

Process in Process ECN-2.

Most commercial motion-picture laboratories provide a processing service for these films. See KODAK Publication No. H-24.07, *Processing KODAK Color Negative Motion Picture Films, Module 7* available online at [www.kodak.com/go/h24](http://www.kodak.com/go/h24), for more information on the solution formulas and the procedure for machine processing these films. There are also pre-packaged kits available for preparing the processing solutions. For more information on the KODAK ECN-2 Kit Chemicals, check *Kodak's Motion Picture Films for Professional Use* price catalog, also available online at [www.kodak.com/go/motion](http://www.kodak.com/go/motion).

## IDENTIFICATION

After processing, the product code numbers 5207 (35 and 65 mm) or 7207 (16 mm), emulsion, roll, and strip number identification, KEYCODE Numbers, and manufacturer/film identification code (EN) are visible along the length of the film.

## POST PRODUCTION

### Scanning

The wider exposure latitude in KODAK VISION3 Films differentiate film capture from the limited dynamic range of digital capture. Digital "dodging and burning," a very powerful tool in the colorists' toolkit, is now even more powerful—up to two stops more image information can be extracted from scene highlights in VISION3 Films.

If traditional 10-bit scanner data encoding schemes are used to digitize films having this extended density range, highlight information captured on these film could be lost. Kodak has recommendations for extracting the full density range stored on high dynamic range films in a technical document titled *Scanning Recommendations for Extended Dynamic Range Camera Films*, available online at [www.kodak.com/go/scanning](http://www.kodak.com/go/scanning).

### Laboratory Aim Densities (LAD)

To maintain optimum quality and consistency in the final prints, the laboratory must carefully control the color timing, printing, and duplicating procedures. To aid in color timing and curve placement, negative originals should be timed relative to Laboratory Aim Density (LAD) Control Film supplied by Eastman Kodak Company. The LAD Control Film provides both objective sensitometric control and subjective verification of the duplicating procedures used by the laboratory.

In the LAD Control Method, the electronic color analyzer used for color timing is set-up with the LAD Control Film to produce a gray video display of the LAD patch, corresponding to 1.0 neutral density (gray) on the print. The negative printing original is then scene-to-scene timed. There are specific LAD values for each type of print or duplicating film that the original can be printed on. For print films, the LAD patch is printed to a neutral gray of 1.0

visual density. For duplicating films, the specified aims are at the center of the usable straight-line portion of the sensitometric curve of the film.

Due to normal variations in exposure and processing of color negative films, particular scenes may not print exactly at the same printer lights as the LAD Control Film. The LAD Control Film is intended as a set-up tool for electronic color analyzers and printers. It is NOT a reference that every scene must match. Normal film-to-film and scene-to-scene exposure variability is accommodated by the color timing (grading) process, on an electronic color analyzer set up with the LAD Control Film. Normally exposed and processed color negatives will typically print well within the range of an additive printer setup with the LAD Control Film, although SIGNIFICANT or UNEXPECTED departures from this center point balance may indicate an exposure/filtration problem with the cinematography or with the process control. Some specialized films and/or specialized negative processing techniques (push-processing, pull-processing, "skip-bleach" processing, etc.) may require more extreme adjustment from the LAD printing condition to attain desired results.

More information is contained in KODAK Publication H-61, *Laboratory Aim Density*, available online at [www.kodak.com/go/lad](http://www.kodak.com/go/lad).

### Film-to-Tape Transfers

When you transfer the film directly to tape, you can set up the telecine using KODAK Telecine Analysis Film (TAF) supplied by Eastman Kodak Company. The TAF consists of a neutral density scale and an eight-bar color test pattern with a LAD gray surround.

The TAF gray scale provides the telecine operator (colorist) with an effective way to adjust subcarrier balance and to center the telecine controls before timing and transferring a film. The TAF color bars provide the utility of electronic color bars, even though they do not precisely match the electronically generated color bars. Using the TAF will help obtain optimum quality and consistency in the film-to-tape transfer. For more information regarding TAF, see KODAK Publication No. H-606, *KODAK Telecine Tool Kit and Reference Manual*, available online at [www.kodak.com/go/telecine](http://www.kodak.com/go/telecine).

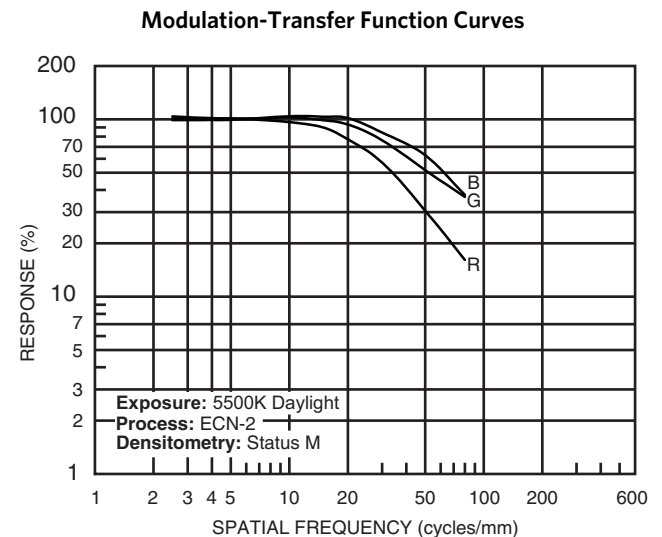
## IMAGE STRUCTURE

For more information on image-structure characteristics, see KODAK Publication No. H-845, *The Essential Reference Guide for Filmmakers* available online at [www.kodak.com/go/referenceguide](http://www.kodak.com/go/referenceguide).

**Note:** The sensitometric curves and data in this publication represent product tested under the conditions of exposure and processing specified. They are representative of production coatings, and therefore do not apply directly to a particular box or roll of photographic material. They do not represent standards or specifications that must be met by Eastman Kodak Company. The company reserves the right to change and improve product characteristics at any time.

### Modulation Transfer Function

The "perceived" sharpness of any film depends on various components of the motion picture production system. The camera and projector lenses and film printers, among other factors, all play a role. But the specific sharpness of a film can be measured and is charted in the Modulation Transfer Function Curve.

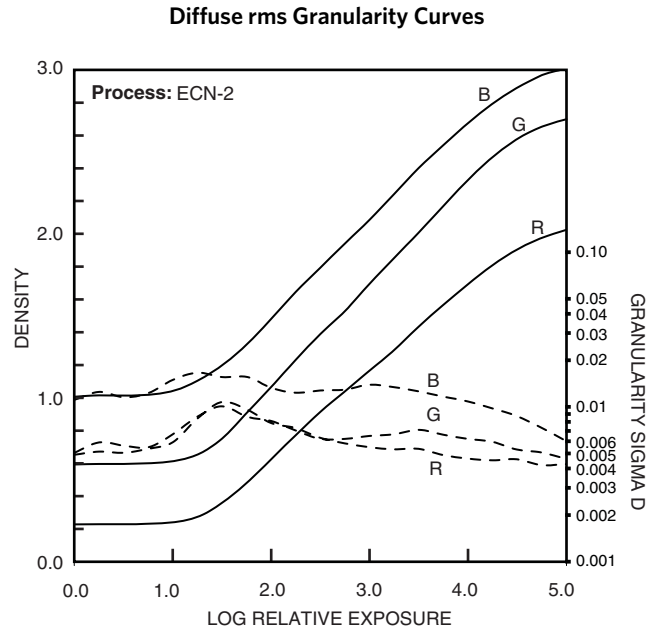


This graph shows a measure of the visual sharpness of this film. The x-axis, "Spatial Frequency," refers to the number of sine waves per millimeter that can be resolved. The y-axis, "Response," corresponds to film sharpness. The longer and flatter the line, the more sine waves per millimeter that can be resolved with a high degree of sharpness—and, the sharper the film.

## rms Granularity

Read with a microdensitometer, (red, green, blue) using a 48-micrometer aperture.

The "perception" of the graininess of any film is highly dependent on scene content, complexity, color, and density. Other factors, such as film age, processing, exposure conditions, and telecine transfer may also have significant effects.

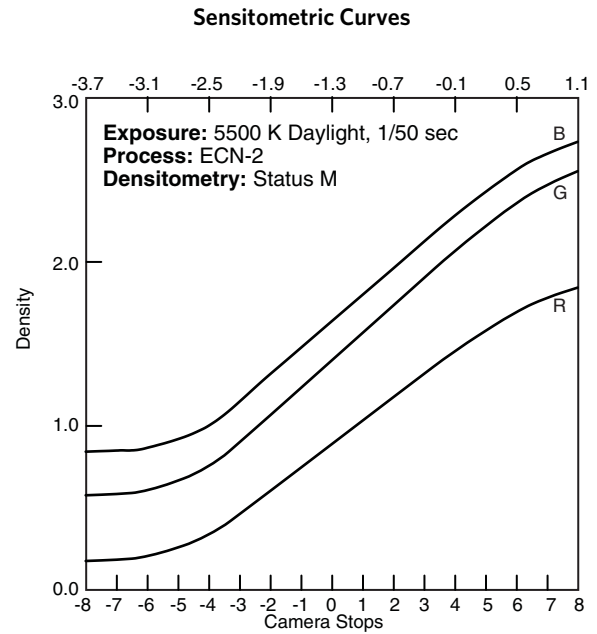


To find the rms Granularity value for a given density, find the density on the left vertical scale and follow horizontally to the characteristic curve and then go vertically (up or down) to the granularity curve. At that point, follow horizontally to the Granularity Sigma D scale on the right. Read the number and multiply by 1000 for the rms value.

**Note:** This curve represents granularity based on modified measuring techniques. Sensitometric and Diffuse RMS Granularity curves are produced on different equipment. A slight variation in curve shape may be noticed.

## Sensitometry

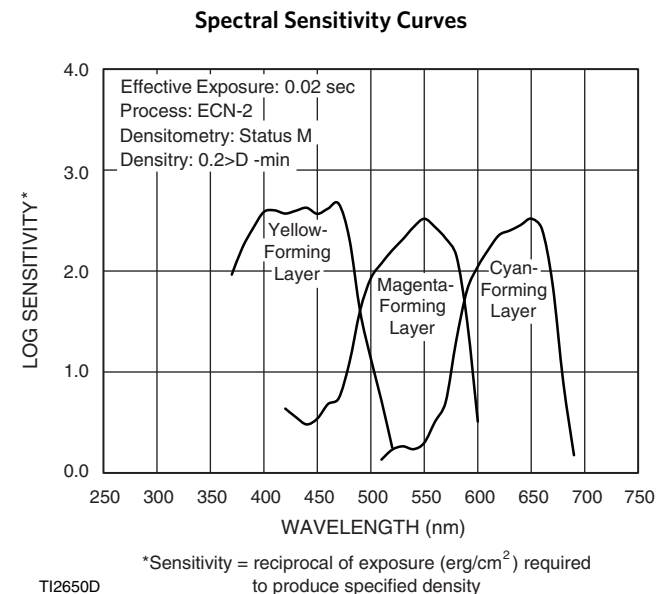
The curves describe this film's response to red, green, and blue light. Sensitometric curves determine the change in density on the film for a given change in log exposure.



**Note:** The exposure scale for VISION3 5207 / 7207 Film is longer than previous VISION and VISON2 Films. Because of the extended highlight latitude we have expanded the exposure scale from a 0-4 increment to a 0-5 scale. In addition to the longer exposure scale, we are plotting 21 steps instead of 20.

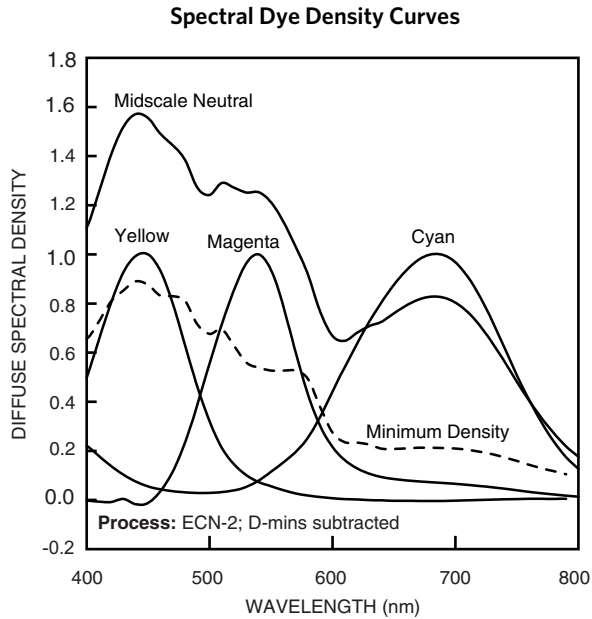
## Spectral Sensitivity

These curves depict the sensitivity of this film to the spectrum of light. They are useful for determining, modifying, and optimizing exposure for blue- and green-screen special-effects work.



## Spectral Dye Density

These curves depict the spectral absorptions of the dyes formed when the film is processed. They are useful for adjusting or optimizing any device that scans or prints the film.



**Note:** Cyan, Magenta, and Yellow Dye Curves are peak-normalized.

## SIZES AVAILABLE

### Standard Products Available

Identification No.	Length in Metres (Feet)	Core	Description	Perforations
65 mm SP332	305 (1000)	P	Emulsion In	KS-4740 (KS-1866)
35 mm SP718	61 (200)	U		BH-4740 (BH-1866)
35 mm SP718	122 (400)	U		BH-4740 (BH-1866)
35 mm SP718	305 (1000)	U		BH-4740 (BH-1866)
16 mm SP455	30 (100)	R-90	Winding B	1R-7605 (1R-2994)
16 mm SP445*	61 (200)	A-MINIMA	Emulsion out. See footnote.	1R-7605 (1R-2994)
16 mm SP457	122 (400)	T	Winding B	1R-7605 (1R-2994)
16 mm SP458	244 (800)	Z	Winding B	1R-7605 (1R-2994)
16 mm SP578	122 (400)	S-153		2R-7605 (2R-2994)

\*for AATON A-MINIMA Cameras

## MORE INFORMATION

Outside the United States and Canada, please contact your Kodak representative. You can also visit our web site at [www.kodak.com/go/motion](http://www.kodak.com/go/motion) for further information. You may want to bookmark our location so you can find us easily the next time.

<b>H-2</b>	<i>Cinematographer's Field Guide</i>
<b>H-845</b>	<i>The Essential Reference Guide for Filmmakers</i>
<b>H-24</b>	<i>Manual for Processing KODAK Motion Picture Films, Process ECN-2 Specifications, Module 7</i>
<b>H-61</b>	<i>LAD—Laboratory Aim Density</i>
<b>H-606</b>	<i>KODAK Telecine Tool Kit and Reference Manual</i>

# KODAK VISION3 250D Color Negative Film 5207 / 7207

## FOR DIRECT ORDERING IN THE UNITED STATES AND CANADA: 1-800-621-FILM

KODAK SHOOTSAVER Film Delivery Service (U.S. only) 1-800-404-2016

### UNITED STATES

Hollywood, California  
Phone: 323-464-6131  
Fax: 323-468-1568  
Fax: 323-468-2124

New York, New York  
Phone: 212-631-3400  
Fax: 212-631-3470  
United States Toll Free:  
1-800-621-FILM (3456)

KODAK SHOOTSAVER Express Film  
Delivery Service  
Phone: 800-404-2016

"Will Call" / Pick-up Locations  
1017 N. Las Palmas  
Hollywood, CA 90038

360 W. 31st Street, 2nd Flr  
New York, NY 10001

61 W. Erie Street  
Chicago, IL 60610

2225 Cedars Road, Suite A  
Lawrenceville, GA 30043

3400 Carlisle Street, Suite 105  
Dallas, TX 75204

733-A Distributors Row  
Harahan, LA 70123

### CANADA

Kodak Canada Inc.-Toronto  
Phone: 1-416-761-4646  
Orders: 1-800-621-FILM (3456)  
Fax: 1-416-760-4592  
Toll Free Fax: 866-211-6311

Kodak Canada Inc.-Quebec  
Orders: 1-800-621-FILM (3456)  
Fax: 1-866-211-6311

Kodak Canada Inc. -- BC  
Orders: 1-800-621-FILM (3456)  
Fax: 1-866-211-6311

### LATIN AMERICAN REGION

LATIN AMERICAN REGIONAL OFFICE  
Phone: 305-229-0422  
Fax: 305-229-5075

ARGENTINA  
El Business Center  
Phone: 54-11-4778 7009 / 54-11-4773  
6105  
Fax: 54-11-4773 6105

BRAZIL  
São Paulo:  
Kodak Brasileira Com. Ind. Ltda.  
Tel: 55-11-2132 6000  
Fax: 55-11-2132 6104

São José dos Campos:  
Kodak Brasileira Com. Ind. Ltda.  
Fax: 55.12.3932.6721  
Tel: 55.12.3932.6329 / 3932.6701

CHILE  
Cinecolor Chile (Chilefilms S.A.)  
(Kodak Motion Picture Authorized  
Distributor)  
Phone: 56.2.3371200  
Publicine Ltda. (Kodak Motion Picture  
Authorized Distributor)  
Phone: 56.2.209.1396

### COLOMBIA

Cinecolor Colombia (Kodak Motion  
Picture Authorized Distributor)  
Phone: 57.1. 743.2323 x-6043

### ECUADOR

Veinco Cia. Ltda. (Kodak Motion Picture  
Authorized Distributor)  
Phone: 59.3.2256.5738/593.2254.2229

### MEXICO

Kodak Mexicana S.A. de C.V.  
Phone: 52-55.1105.1730  
Fax: 52-55.1105.1706

### PERU

Lighting Camera S.A. (Kodak Motion  
Picture Authorized Distributor)  
Phone: 51.1.247.3851 / 4335

### PUERTO RICO

PJ Gaffers (Kodak Motion Picture  
Authorized Distributor)  
Phone: 787.798.8220

### VENEZUELA

Phone: 58.212.907.3481  
Fax: 58 212 907-3401

### EUROPEAN, AFRICAN AND MIDDLE EASTERN REGION

#### BULGARIA

Kodak Cinelabs Bulgaria  
Phone: +359 2 400 1360  
Fax: +359 2 400 1377  
Web Address:  
www.kodakcinelabsbg.com

#### CZECH REPUBLIC

Kodak Ltd.  
Phone: +42 026 707 37 11/12  
Fax: +42 026 707 37 13  
Web address: www.kodak.com/go/  
motion

#### FRANCE

Kodak  
Division Cinéma et Télévision  
Phone: +331 40 01 35 15/+331 40 01 30  
00  
Fax: +331 40 01 34 01  
Web address: www.kodak.fr/go/cinema

#### GERMANY

KODAK GmbH  
Phone: +49 711 406-5596  
Fax: +49 711 406-2614  
Web address: www.kodak.de/go/motion

#### GREECE

Kodak Cinelabs Greece  
tel. +30 210 814 45 45  
fax. +30 210 814 44 55  
Web address: www.kodak.gr/go/motion

#### HUNGARY

Kodak Hungary Kft.  
tel: +36 1 274 0196  
fax: +36 1 200 9408  
Web address: www.kodak.hu/go/motion

#### ISRAEL

Kodak IL LTD.  
Phone: +97 239 16 79 89  
Fax: +97 239 28 60 11  
Mobile: +97 252 55 5 2 13  
Web address: www.kodak.com/go/  
motion

### ITALY

Kodak Spa - Milan  
Phone: +39-02-66.02.85.12  
Fax: +39-02-66.02.84.06  
Web address: www.kodak.it/go/motion

### Kodak Spa - Rome

Phone: +39 06 88 172 273  
Fax: +39 06 88 00 713  
Web address: www.kodak.it/go/motion

### POLAND

Kodak Polska  
Phone: +48 22 8511759  
Fax: +48 22 8511760  
Web address: www.kodak.pl/go/motion

### ROMANIA

Kodak Cinelabs Romania  
Phone: +40 21 668 64 45  
Fax: +40 21 668 64 14  
Web address: www.kodakcinelabs.ro

### RUSSIA

Kodak OOO  
Phone: +74 95 733 97 58  
Phone: + 74 95 620 91 66  
Fax: +74 95 620 91 60  
Web address: www.kodak.ru/go/  
motion

### SPAIN

Kodak SA  
Phone: +34 91 626 7155  
Phone: +34 91 626 73 09  
Fax: +34 91 626 7369  
Web address: www.kodak.es/go/  
motion

### SWITZERLAND

KODAK SOCIÉTÉ ANONYME  
Phone: +41 22 354 14 20  
Fax : +41 22 354 14 80  
Web address : www.kodak.ch/go/  
motion

### TURKEY

Kodak (Near East) Inc.  
Phone : + 90 212 265 40 53  
Fax : + 90 212 265 40 54  
Web address: www.kodak.com/go/  
motion

### UNITED KINGDOM

Kodak Ltd.  
Phone: +44 (0)870 8501904  
Fax: +44 (0)870 8502418  
Web address: www.kodak.com/go/  
ukmotion

### ASIA PACIFIC REGION

#### AUSTRALIA

Melbourne  
Kodak (Australasia) Pty Ltd  
Phone: 61 3 8417 8520  
Fax: 61 3 8417 8011  
www.kodak.com.au/go/motion

#### CHINA (Peoples Republic)

Beijing  
Kodak (China) Ltd  
Phone: 8610 6561 6561  
Fax: 8610 6561 2199

### Shanghai

Kodak (China) Ltd  
Phone: 8621 5884 1000  
Fax: 8621 5884 1720

### Guangzhou

Kodak (China) Ltd  
Phone: 8620 8666 9888  
Fax: 8620 109-3191  
www.kodak.com/CN/zh-cn/motion/  
motion\_home.jhtml

### HONG KONG

Kodak (Hong Kong) Ltd.  
Phone: 852 2564 9352  
Fax: 852 2564 9830

### INDIA

Kodak India Private Limited  
Phone: 91 22 6641 6762  
Fax: 91 22 6641 6769  
www.kodak.co.in/go/motion

### INDONESIA

PT. Interdelta Tbk (Kodak Motion  
Picture Authorized Distributor)  
Phone: +6221652333 ext. 250  
Mobile: +62818966655

### JAPAN

Kodak Japan Ltd.  
Phone: 813 6891-2010  
Fax: 813 6891-2035  
www.kodak.co.jp/go/motion

### KOREA

Kodak Korea Ltd.  
Phone: 822 3438 2625  
Fax: 822 3438 2664  
www.kodak.com/go/motion

### MALAYSIA

Kodak Malaysia  
Tel: 603 7718 1818  
Fax: 603 79602428

### NEW ZEALAND

Kodak New Zealand Ltd.  
Ph: 64 9 360 8665  
Fax: 0800-563250  
www.kodak.co.nz/go/motion

### PAKISTAN

Phone : 00 92 21 529 1803 & 00 92 21  
529 1805  
Fax: 92 21 529 1806

### PHILIPPINES

Kodak Philippines Ltd.  
Tel (632) 8100331 (632) 8137916  
Fax: 632-840-1956

### SINGAPORE

Kodak (Singapore) Pte. Ltd  
Tel: 65 6371 3388  
Fax: 65 6371 3377

### TAIWAN

Kodak Taiwan Limited  
Tel: 886-2-8751-8282  
Fax: 886-2-87510707

### THAILAND

Kodak (Thailand) Ltd.  
Tel. 662 515 8092  
Fax: 662 690 1504

# Kodak